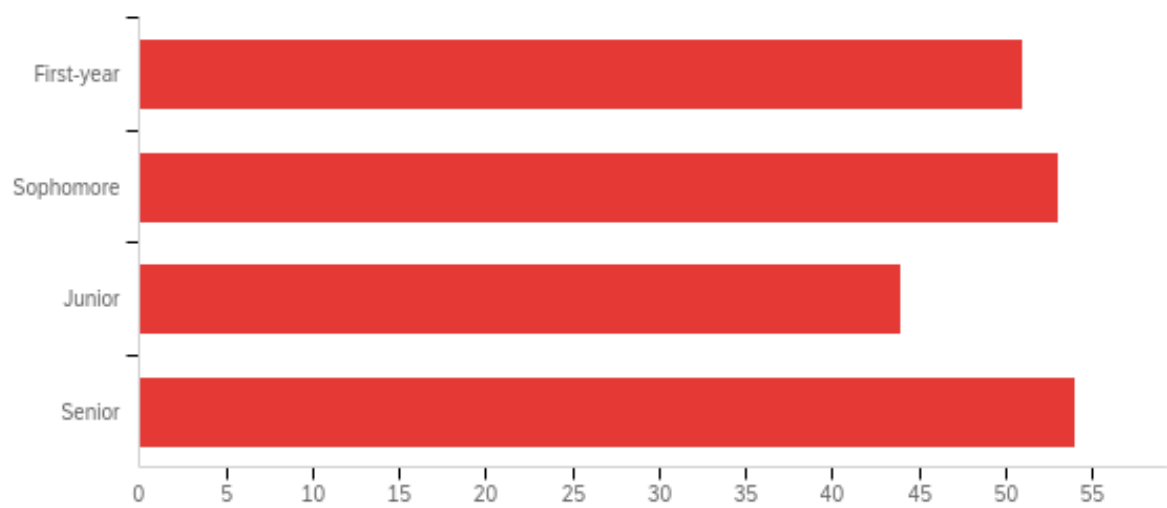


Report on Poll about Student Referendum

**Administered by Professor Michael Franz and students in Gov 2080
(Quantitative Analysis of Political Science)**

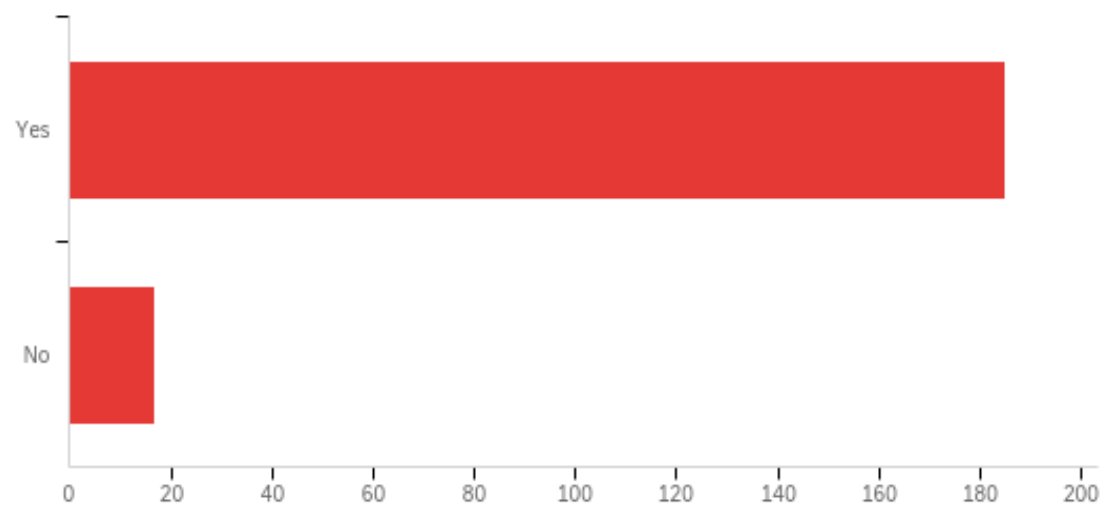
NOTE: This poll is based on 202 full or partially completed surveys of a random selection of Bowdoin students between May 5 and 7, 2024. An initial sample of 700 enrolled Bowdoin students were eligible to receive the survey. The survey was distributed via email using the Qualtrics software system. Results are not weighted.

What year are you?



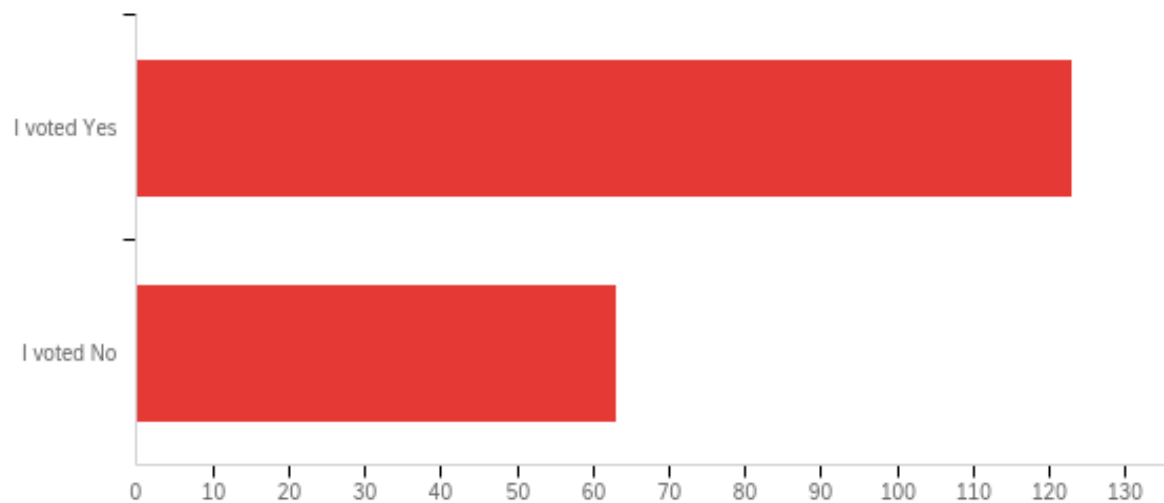
#	Answer	%	Count
1	First-year	25.25%	51
2	Sophomore	26.24%	53
3	Junior	21.78%	44
4	Senior	26.73%	54
	Total	100%	202

Did you vote in the recent referendum?



#	Answer	%	Count
1	Yes	91.58%	185
2	No	8.42%	17
	Total	100%	202

Did you vote yes or no?



#	Answer	%	Count
1	I voted Yes	66.13%	123
2	I voted No	33.87%	63
	Total	100%	186

These results match the final “yes” tally, which was 66.84% of those voting. See email below from BSG to the student body.

From: Bowdoin Student Government <bsg@bowdoin.edu>
Sent: Monday, May 6, 2024 11:15 AM
To: firstyears <firstyears@bowdoin.edu>; sophomores <sophomores@bowdoin.edu>; juniors <juniors@bowdoin.edu>; seniors <seniors@bowdoin.edu>
Subject: Results of the "Bowdoin Solidarity Referendum"

<image001.png>

Dear Student Body,

We write to you to report the results of the “[Bowdoin Solidarity Referendum](#)” initiated by Bowdoin SJP.

In total, 1366 students voted, which totals 69.55% of enrolled students at our college. **913 (66.84%)** students voted “Yes; I support this referendum” and **452 (33.09%)** students voted “No; I don’t support this referendum.” 1 (0.07%) student spoiled their ballot.

The referendum successfully achieved the required supermajority of 66.66% for passage, with a margin of 0.18% and has been conducted in accordance with our outlined policies.

We thank you for your participation in this referendum process and continue to encourage thoughtful activism and respectful dialogue. We also acknowledge the diverse viewpoints around the issues raised, and we remind you of the expectation that all students follow our community values and conduct themselves in accordance with Bowdoin’s Social Honor Code.

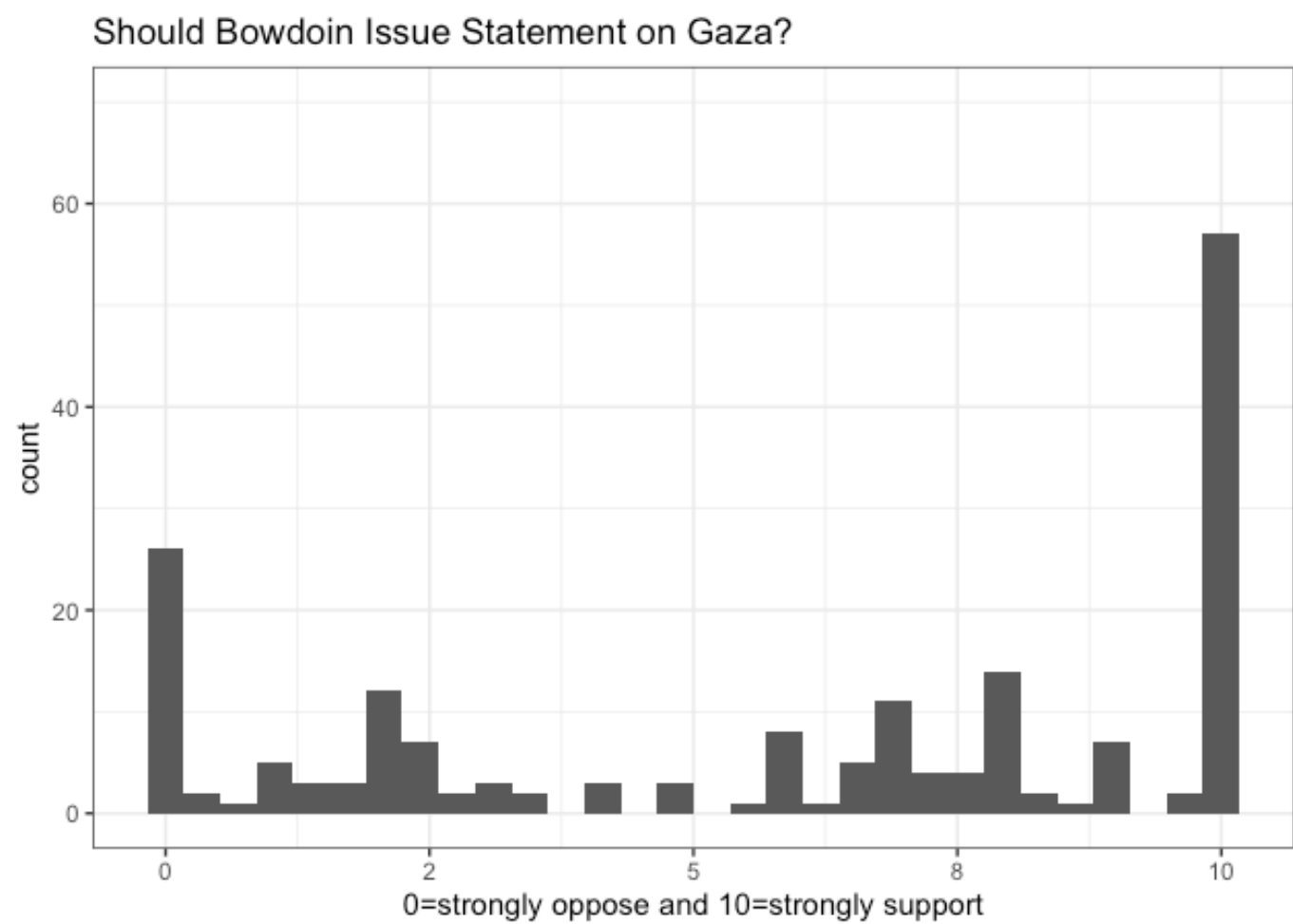
You may find our message to President Zaki [here](#).

Thank you,
Bowdoin Student Government Assembly

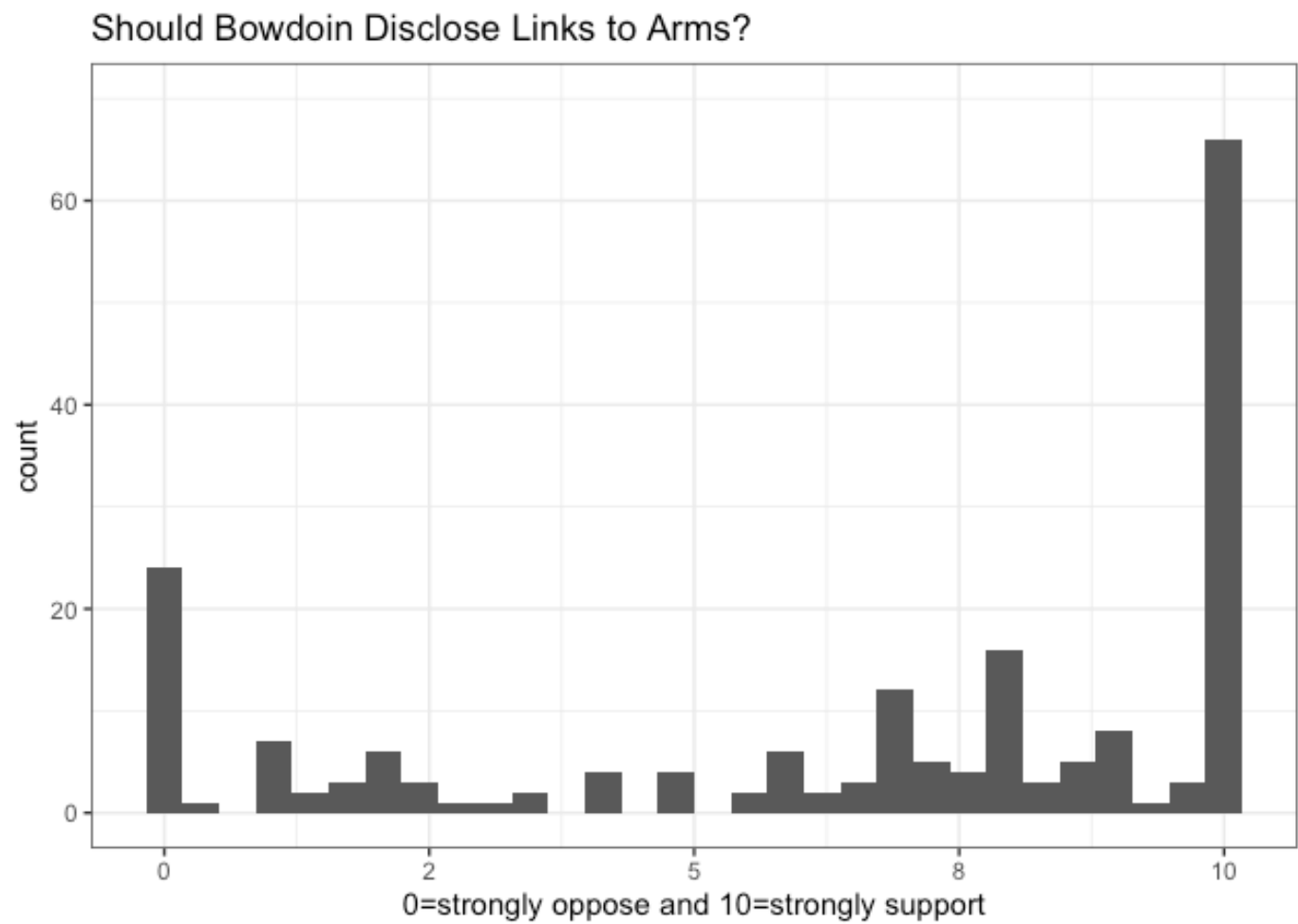
The referendum had four provisions. Indicate your level of support for each by dragging the slider to the left (toward 0) if you opposed the provision more strongly and to the right (toward 10) if you supported it more strongly.

	Min	Max	Mean	Std Dev	Variance	Count
The College should formally oppose, as described in the referendum, scholasticide in Gaza.	0.00	10.00	5.96	3.79	14.37	190
The College should disclose its exposure, both direct and indirect, to arms manufacturing.	0.00	10.00	6.55	3.68	13.56	195
The College should commit to not investing in certain defense-focused funds.	0.00	10.00	6.30	3.60	12.95	197
The Board of Trustees should reinstate an independent committee to oversee social responsibility in the College's investments.	0.00	10.00	6.49	3.65	13.31	199

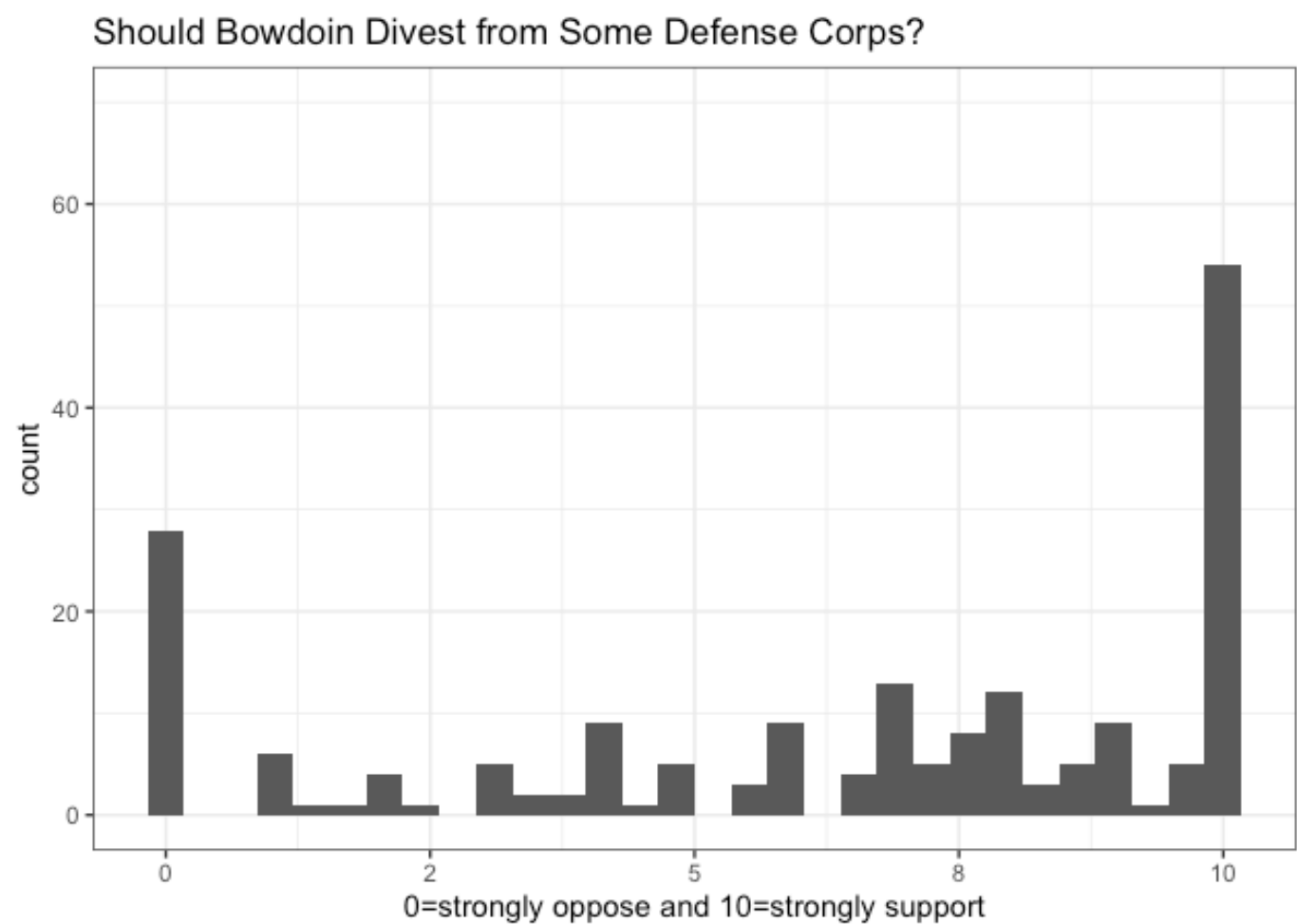
Histogram of Support for First Provision



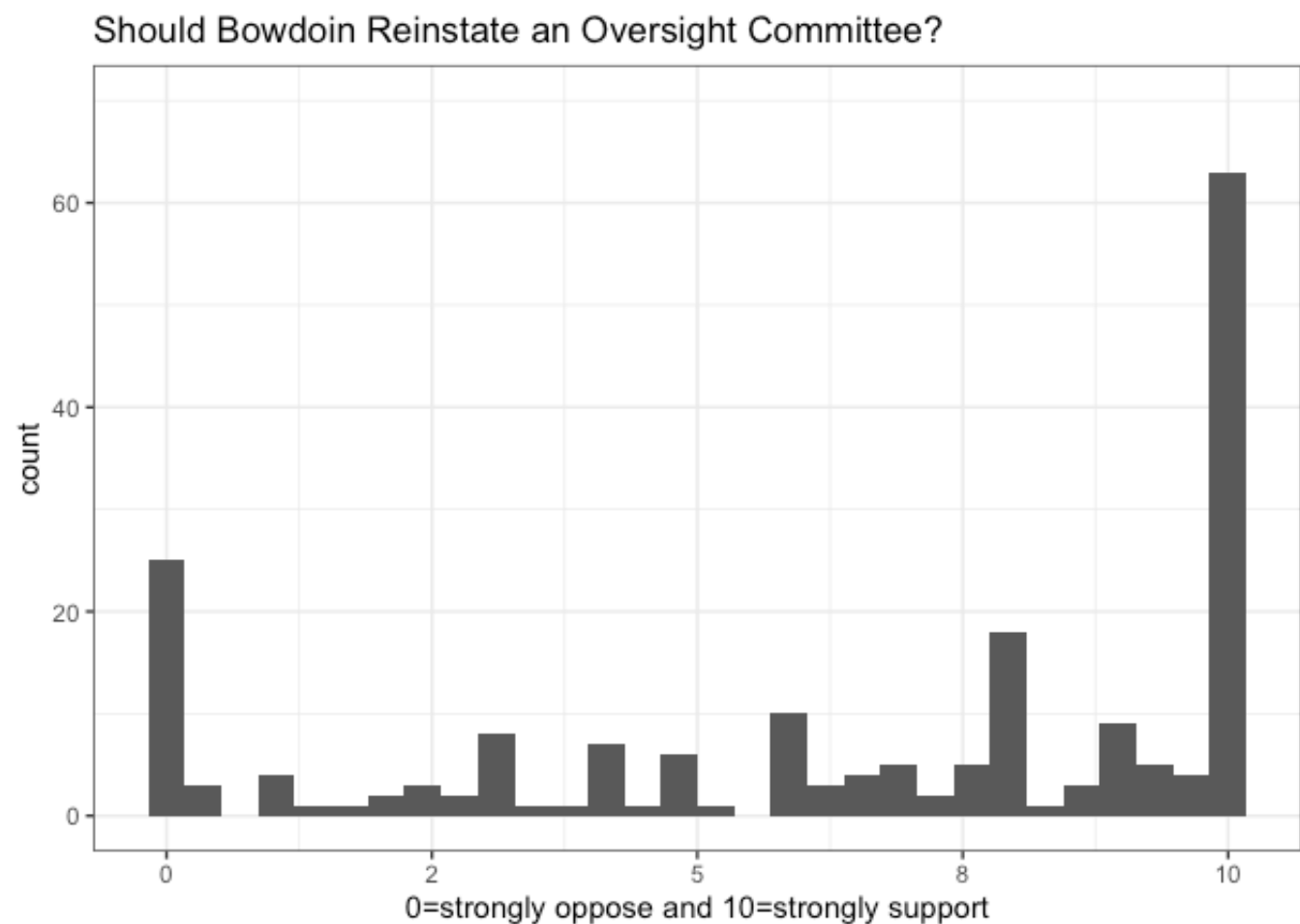
Histogram of Support for Second Provision



Histogram of Support for Third Provision



Histogram of Support for Fourth Provision



Note: Between February 4 and 26, 2024, students in GOV 2080 conducted a separate poll asking a series of questions about campus issues. The data consist of 264 full or partially completed surveys of a random selection of Bowdoin students. The same sample of 700 enrolled Bowdoin students received this initial survey.

The survey was distributed via email using the Qualtrics software system, which allows for an anonymous match between responses collected in February and responses to the follow-up collected in May.

On the next few pages are comparisons of responses in May to responses on two variables collected in February.

February Results

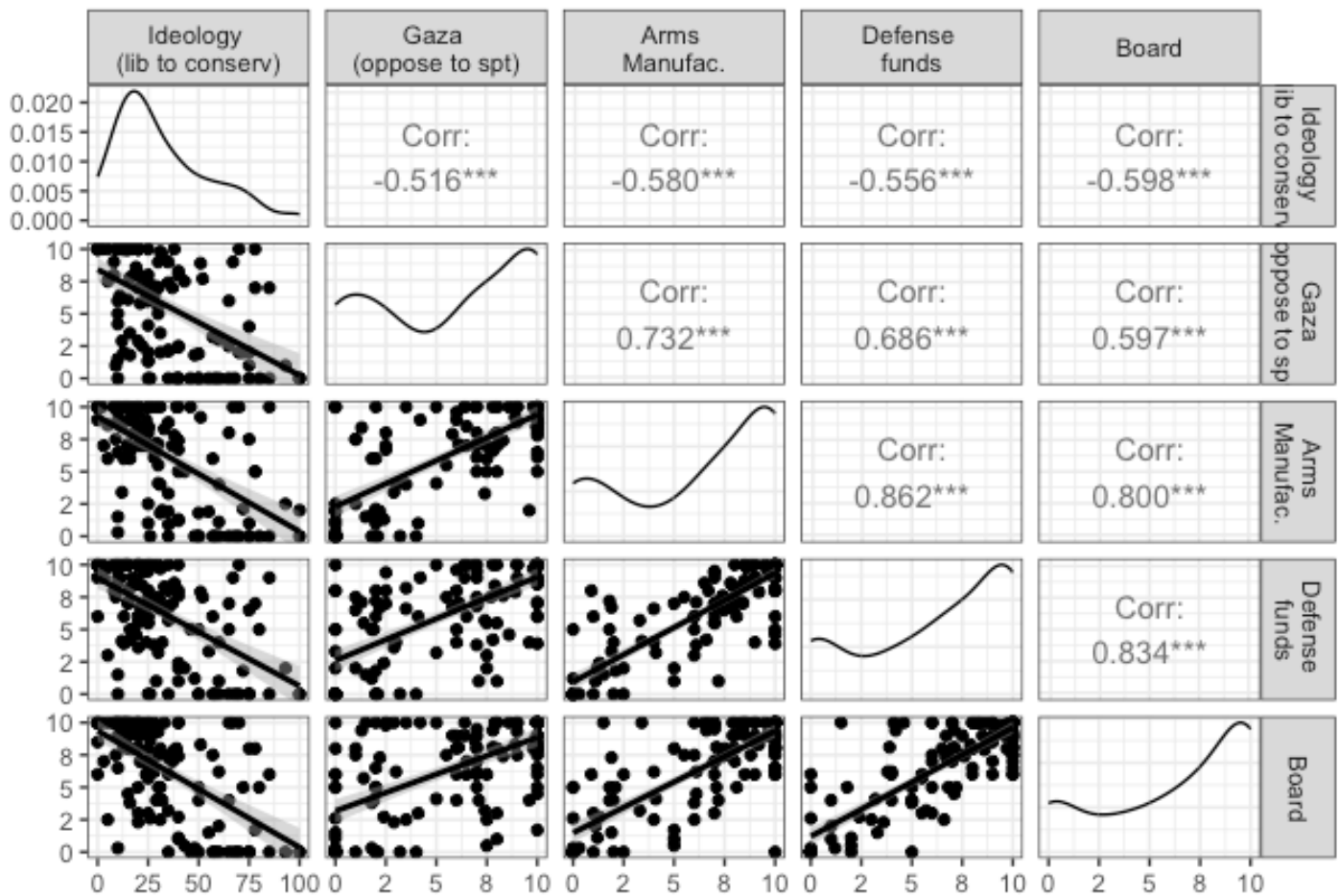
Generally speaking, on a scale of 0-100, with 0 being very liberal and 100 being very conservative, where would you place:

#	Field	Minimum	Maximum	Mean	Std Deviation	Variance	Count
1	Your own political views	0.00	100.00	31.77	22.83	521.31	250

Choose any number between 0 and 100. The higher the number, the warmer or more favorable you feel towards the items below; the lower the number, the colder or less favorable. You would rate the item at the 50-degree mark if you feel neither warm nor cold toward them.

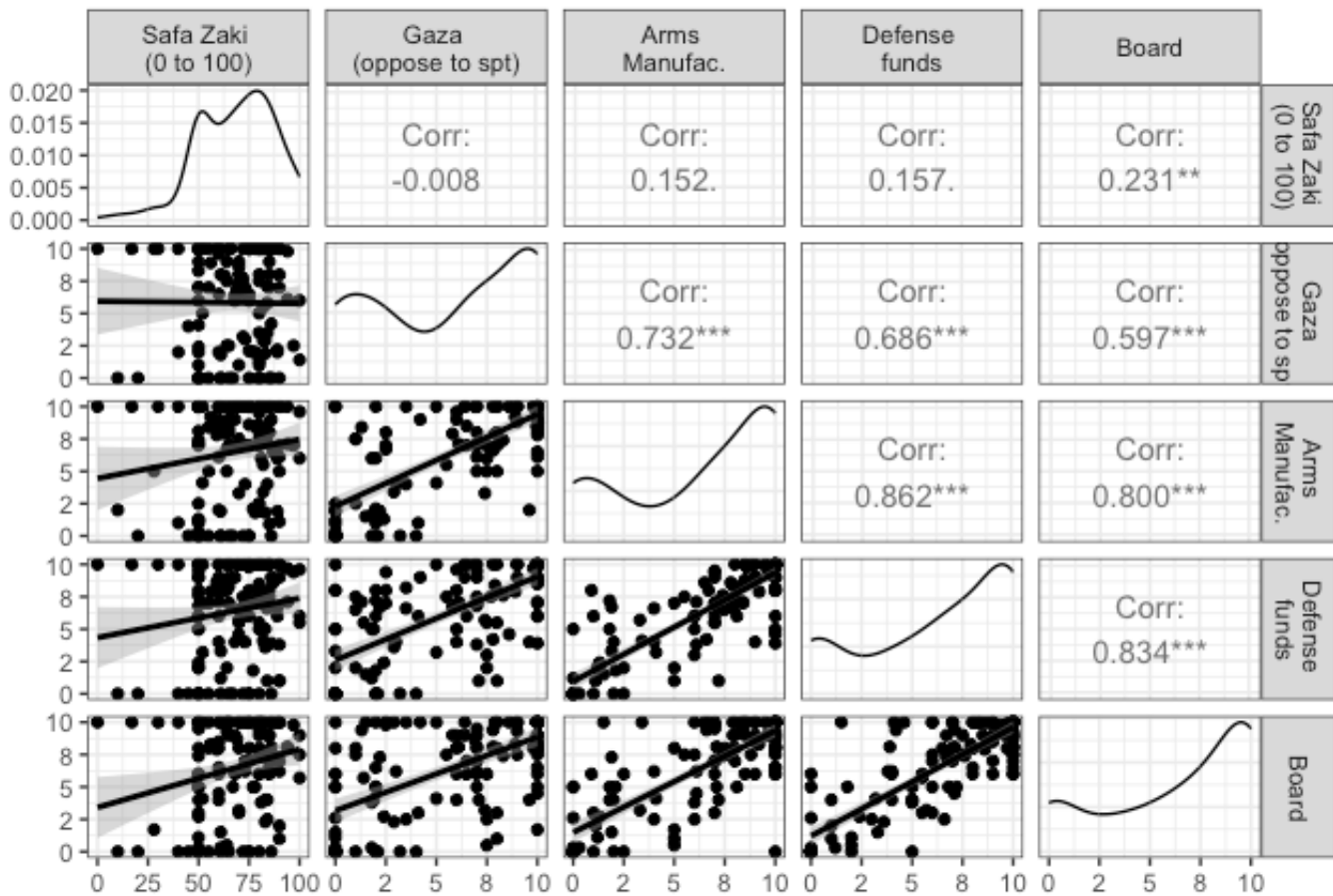
#	Field	Minimum	Maximum	Mean	Std Deviation	Variance	Count
1	Safa Zaki	0.00	100.00	68.57	19.05	362.88	239

Polar Poll: Matched Respondents from Feb and May polling



For the left column of this matrix, the x-axis records students' February assessment of their political ideology on a 0 [very liberal] to 100 [very conservative] scale. Each panel shows the relationship of that assessment to students' May response to each provision (on the y-axis) of the Referendum (ranging from strongly oppose [0] to strongly support [10]). The black line in each panel is the linear fit between the x and y axes.

Polar Poll: Matched Respondents from Feb and May polling



For the left column of this matrix, the x-axis records students' February assessment of Bowdoin President Safa Zaki on a 0 [unfavorable] to 100 [favorable] "feeling thermometer" scale. Each panel shows the relationship of that assessment to students' May response to each provision (on the y-axis) of the Referendum (ranging from strongly oppose [0] to strongly support [10]). The black line in each panel is the linear fit between the x and y axes.