

“Polar Poll” 2018

STUDENT Sample

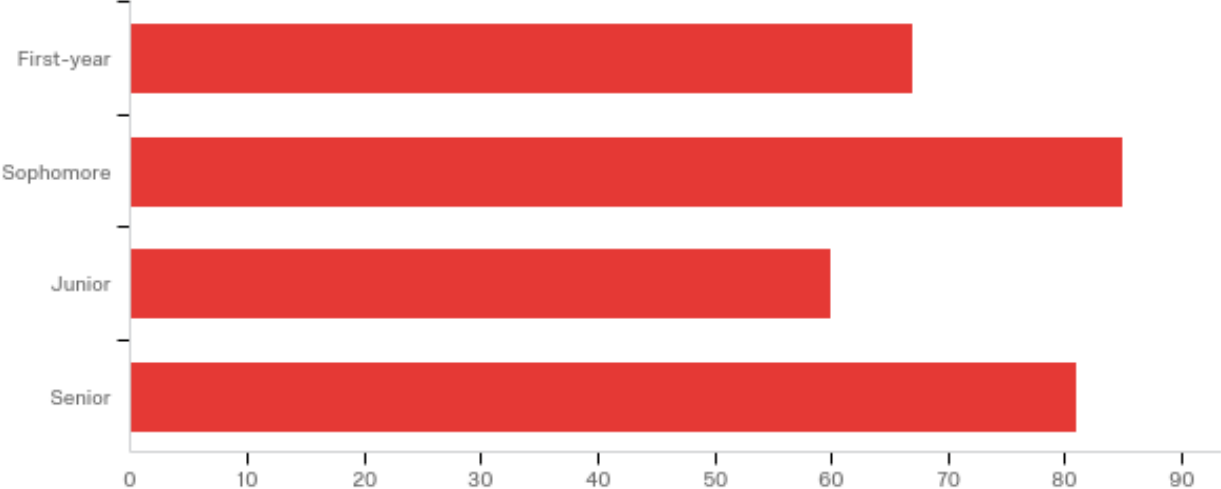
**Administered by Professor Michael Franz and students in Gov 2080
(Quantitative Analysis of Political Science)**

Last Modified: 4/3/2018

NOTE: This poll is based on 293 full or partially completed surveys of a random selection of Bowdoin students between March 2 and March 30, 2018. An initial sample of 500 enrolled Bowdoin students received the survey. The survey was distributed via email using the Qualtrics software system. Results are not weighted.

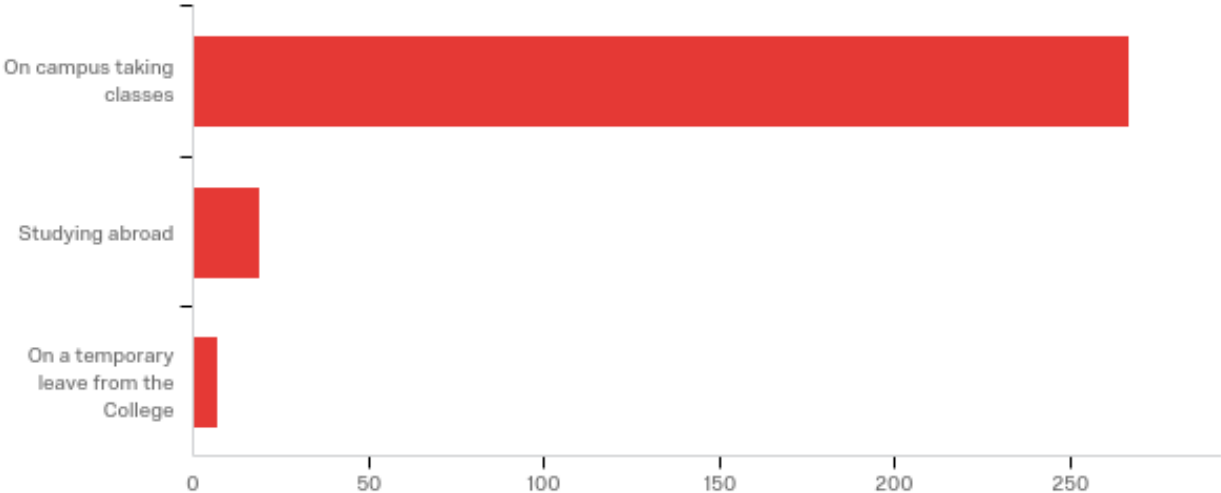
As with all surveys and polls, one should be cautious in drawing too many strong inferences about Bowdoin student attitudes and opinions. Inferences from data like these assume a representative sample and unbiased instruments. Moreover, research has indicated that salient external events can influence the way survey respondents answer certain questions. In designing this survey, we have worked to minimize bias in sample selection and question wording/order, but we must make assumptions that respondents answer truthfully and/or understand the intention of the questions.

What year are you?



#	Answer	%	Count
1	First-year	22.87%	67
2	Sophomore	29.01%	85
3	Junior	20.48%	60
4	Senior	27.65%	81
	Total	100%	293

Are you currently...



#	Answer	%	Count
1	On campus taking classes	91.13%	267
2	Studying abroad	6.48%	19
3	On a temporary leave from the College	2.39%	7
	Total	100%	293

Think about your favorite and least favorite courses this semester. About how many hours per week on average do you spend on these courses? Include class and lab time, studying, as well as writing papers or finishing problem sets.

Maximum=15+ hours

#	Field	Minimum	Maximum	Mean	Std Deviation	Variance	Count
1	Favorite course	1.00	15.00	8.37	3.05	9.28	261
2	Least favorite course	1.00	15.00	5.90	3.20	10.22	261

Are you on an athletic team here at Bowdoin? Click all that apply.

#	Answer	%	Count
1	Varsity team	33.10%	94
2	Club team	17.25%	49
3	Intramural team	12.68%	36
4	Not on a team	36.97%	105
	Total	100%	284

*5 students indicated that they are on both a varsity and club team.

*10 students indicated that they are on both a varsity and intramural team.

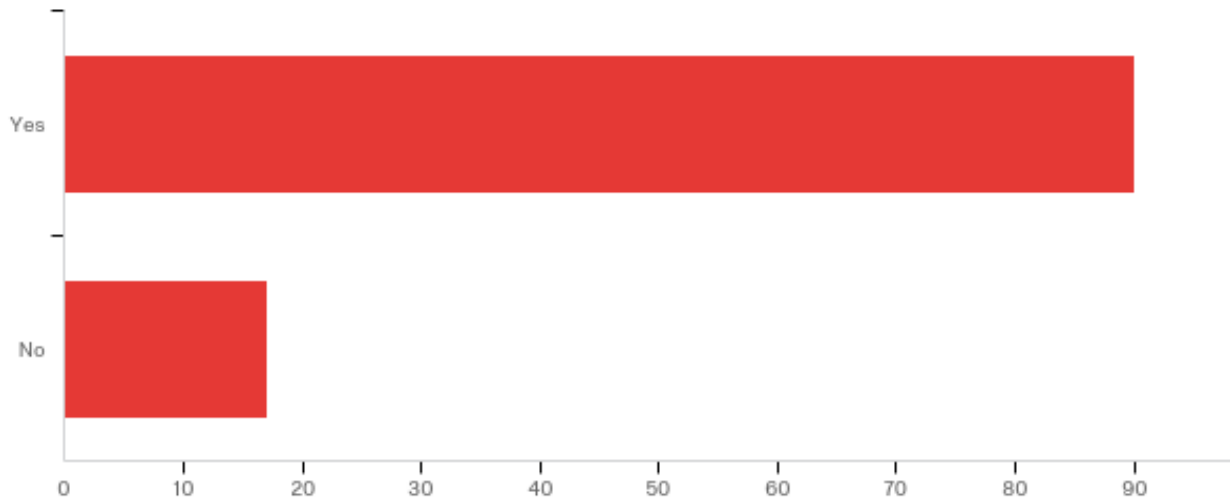
*12 students indicated that they are on both an intramural and club team.

Next, choose any number between 0 and 100. The higher the number, the warmer or more favorable you feel towards the items below; the lower the number, the colder or less favorable. You would rate the item at the 50-degree mark if you feel neither warm nor cold toward them.

#	Field	Minimum	Maximum	Mean	Std Deviation	Variance	Count
1	Bowdoin Student Government (BSG)	0.00	100.00	49.62	21.29	453.28	246
2	Clayton Rose	0.00	100.00	66.98	18.90	357.03	246
3	Tim Foster	0.00	100.00	54.45	21.68	470.14	246
4	Your major or pre-major advisor (for double majors, consider the advisor you speak with most often)	0.00	100.00	72.85	24.27	589.13	246

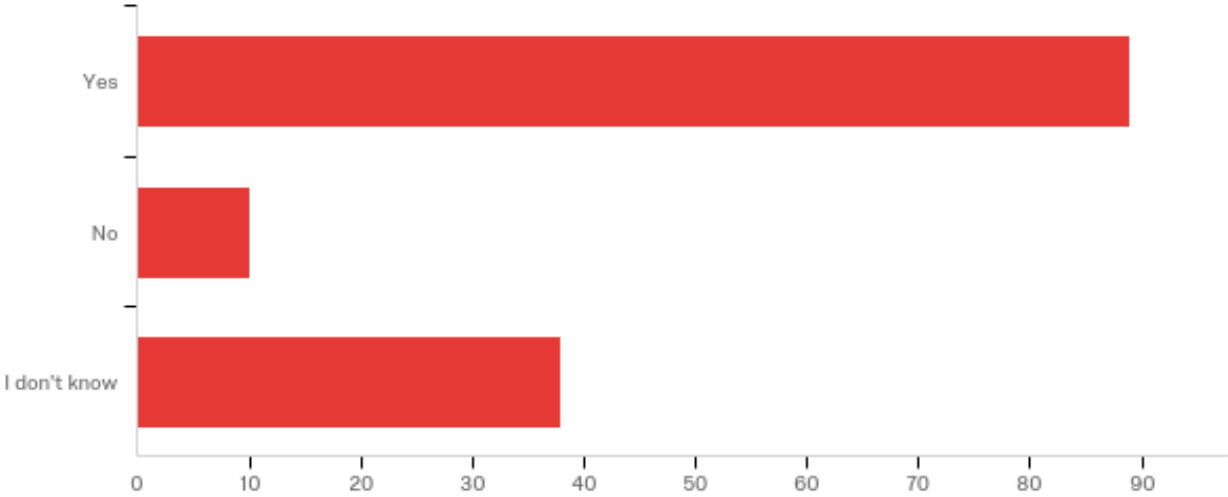
For this question, half received the version below (with just a yes or no option), while a random half received the question on the next page (which included a “don’t know” option).

If you could do the college admissions process all over again, would you still decide to attend Bowdoin?



#	Answer	%	Count
1	Yes	84.11%	90
2	No	15.89%	17
	Total	100%	107

If you could do the college admissions process all over again, would you still decide to attend Bowdoin?

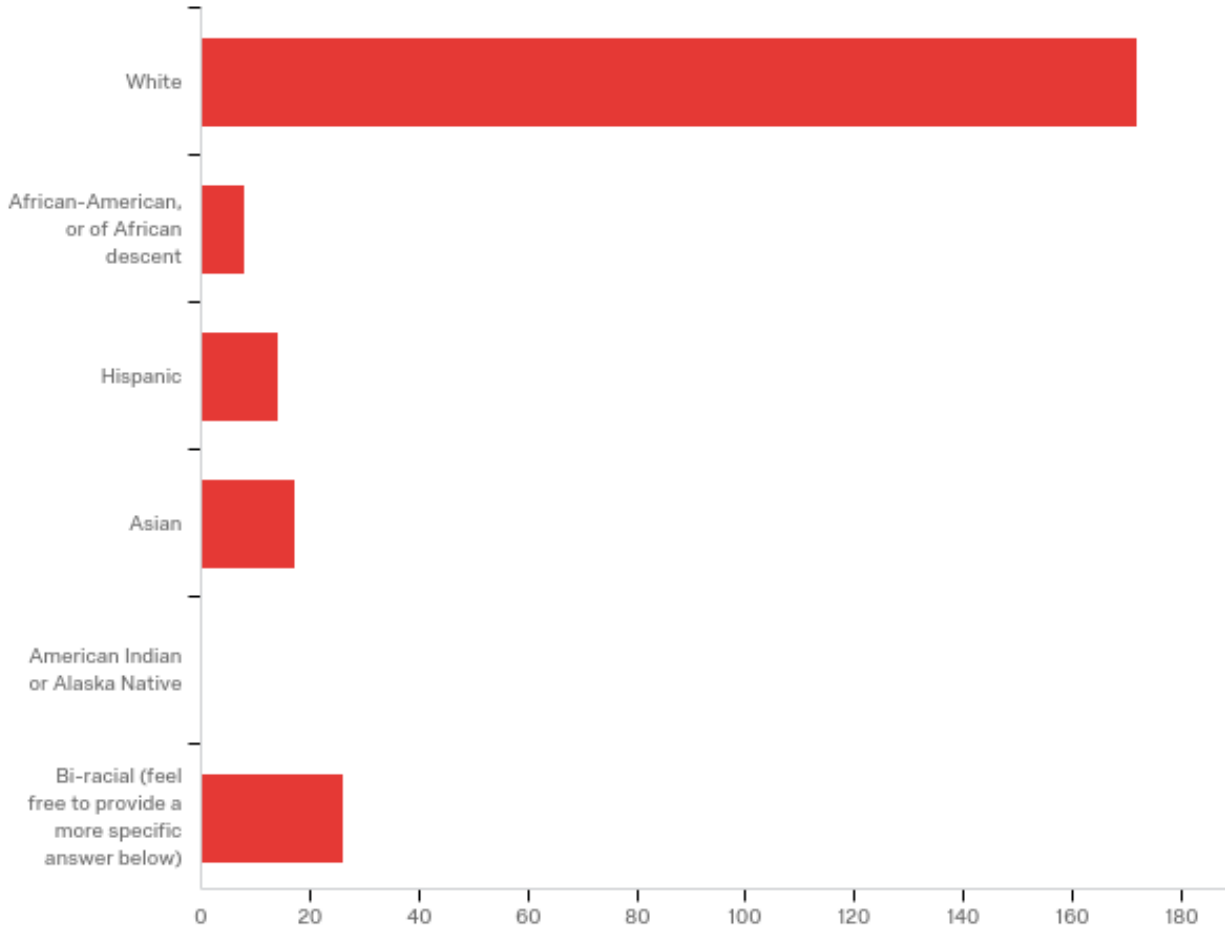


#	Answer	%	Count
1	Yes	64.96%	89
2	No	7.30%	10
3	I don't know	27.74%	38
	Total	100%	137

Generally speaking, on a scale of 0-100, with 0 being very liberal and 100 being very conservative, where would you place:

#	Field	Minimum	Maximum	Mean	Std Deviation	Variance	Count
1	Your own political views	0.00	90.00	35.19	23.02	530.00	238
2	The political views of the average Bowdoin student	0.00	95.00	27.08	19.57	383.01	238

What racial or ethnic background do you most identify with?



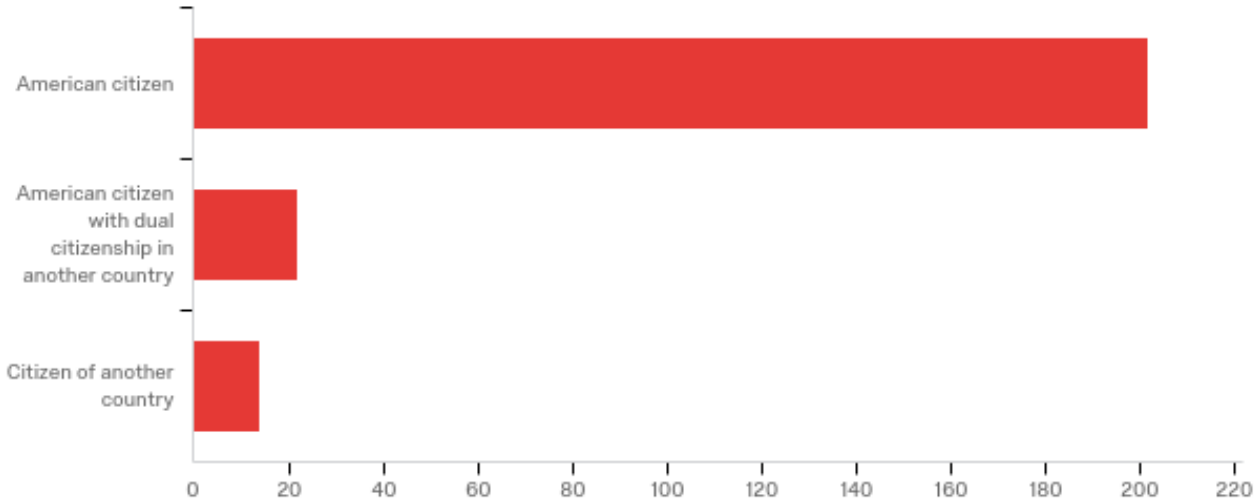
#	Answer	%	Count
1	White	72.57%	172
2	African-American, or of African descent	3.38%	8
3	Hispanic	5.91%	14
4	Asian	7.17%	17
5	American Indian or Alaska Native	0.00%	0
6	Bi-racial (feel free to provide a more specific answer below)	10.97%	26
	Total	100%	237

What is your gender identity?

This was an open-ended question, to allow for student self-expression. Raw answers are omitted to preserve anonymity. Based on coding, self-identified male and female respondents are as follows.

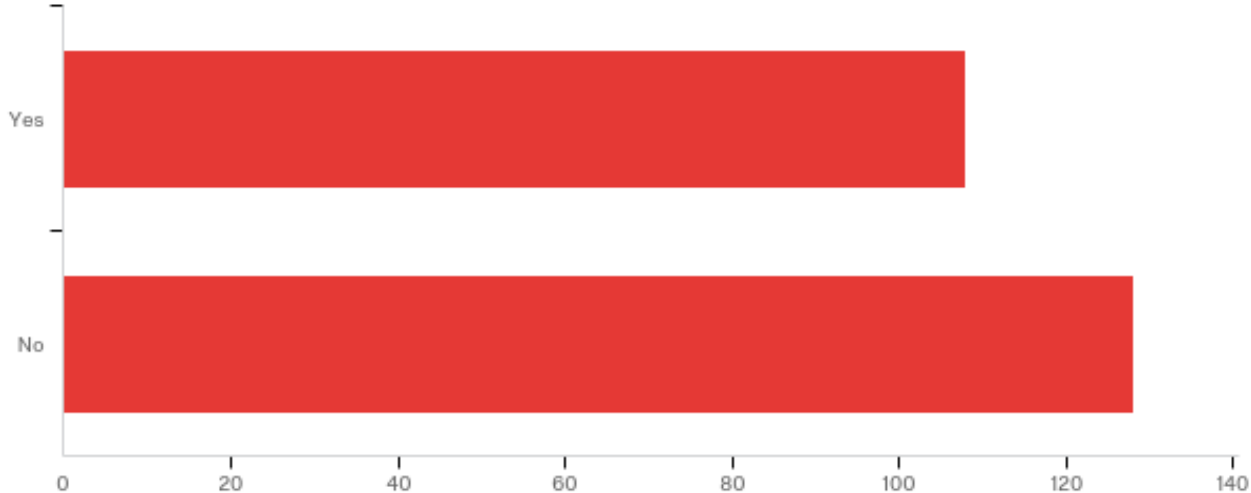
Field	%	Count
Male	46.7	106
Female	53.3	121

What is your national citizenship?



#	Answer	%	Count
1	American citizen	84.87%	202
2	American citizen with dual citizenship in another country	9.24%	22
3	Citizen of another country	5.88%	14
	Total	100%	238

Do you receive financial aid?



#	Answer	%	Count
1	Yes	45.76%	108
2	No	54.24%	128
	Total	100%	236

What is your major? Click on more than one of the below if you are a double major.

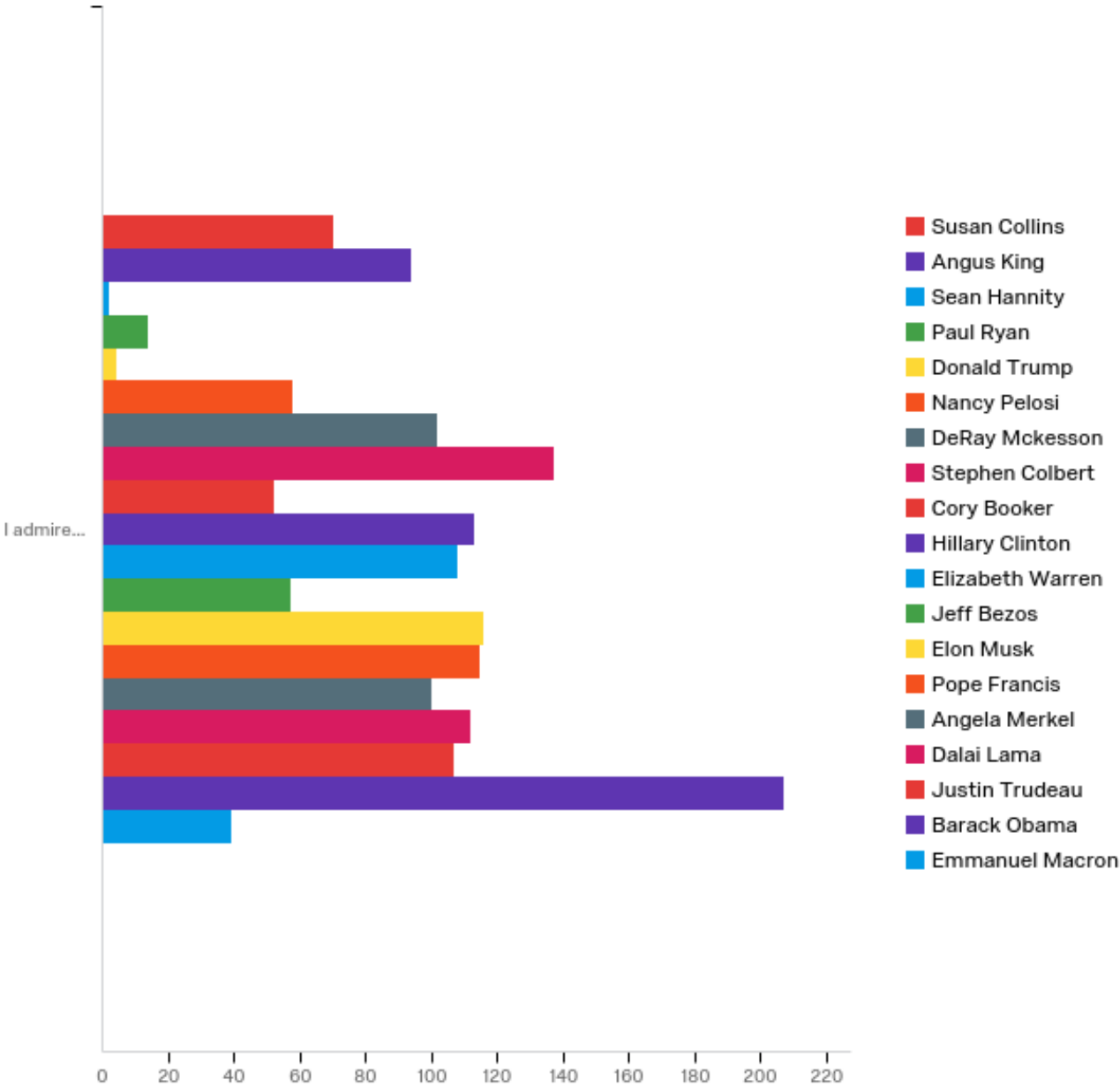
Majors with fewer than 5 responses omitted from summary table below. The question was asked only of sophomores, juniors, and seniors. Percentages can add to more than 100 because of double-majoring.

Coordinate majors were not listed as options, in line with the list of majors on the College's webpage: <http://www.bowdoin.edu/academics/departments-programs/>

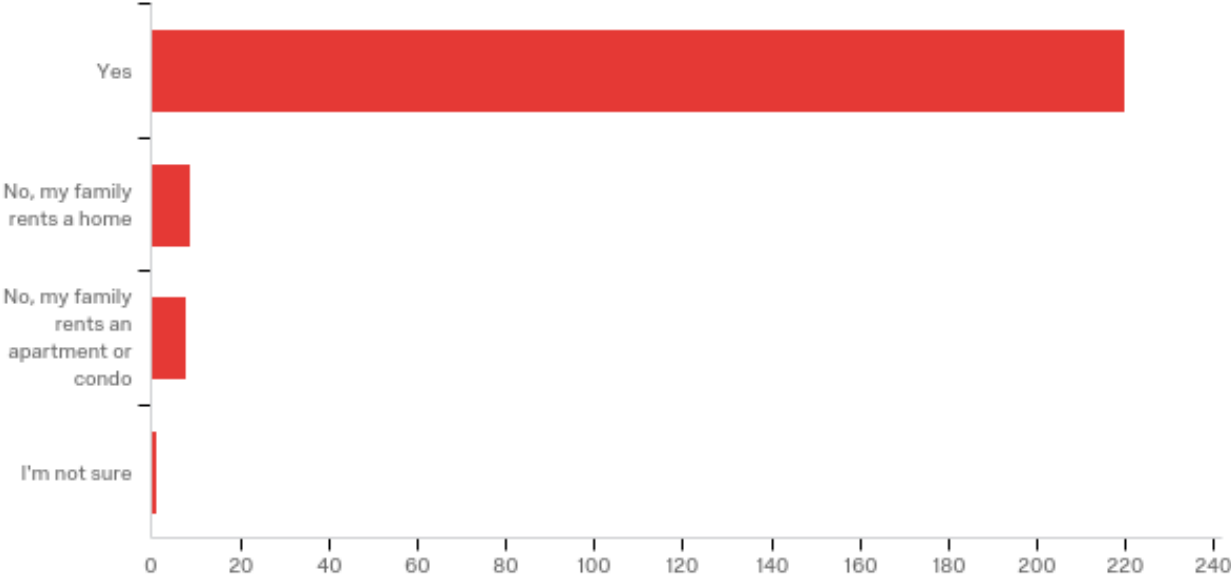
Answer	%	Count
Biochemistry	2.37%	6
Biology	7.11%	18
Computer Science	6.32%	16
Earth and Oceanographic Science	3.95%	10
Economics	9.49%	24
English	4.74%	12
Government and Legal Studies	16.21%	41
History	6.32%	16
Mathematics	11.86%	30
Neuroscience	3.95%	10
Psychology	3.16%	8
Sociology	3.56%	9
Visual Arts	3.56%	9

Below are a number of media, business, and political figures. Click on as many of the below that you admire.

X-axis shows the number of students clicking on each person.

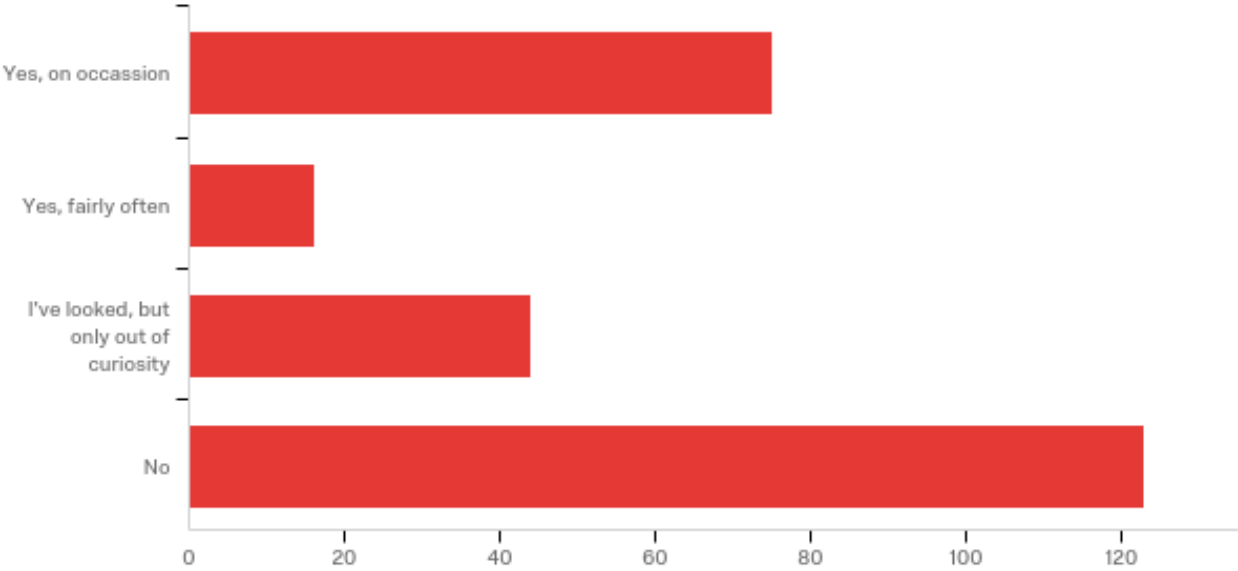


Does your family currently own a home?



#	Answer	%	Count
1	Yes	92.44%	220
2	No, my family rents a home	3.78%	9
4	No, my family rents an apartment or condo	3.36%	8
5	I'm not sure	0.42%	1
	Total	100%	238

Have you ever used any online dating platforms, such as Tinder, OKCupid, Grindr, Match.com, Happn, Coffee Meet Bagel, and Bumble?



#	Answer	%	Count
1	Yes, on occasion	29.07%	75
2	Yes, fairly often	6.20%	16
4	I've looked, but only out of curiosity	17.05%	44
3	No	47.67%	123
	Total	100%	258

There are a number of changes coming or just starting at Bowdoin. Rank the options below. Drag the item you are most excited about to the top of the list and move the remaining ones in order after that.

This question was asked only of first years, sophomores, and juniors.

1=top choice to 6=least preferred change

#	Field	Minimum	Maximum	Mean	Std Deviation	Variance	Count
1	The opening of the Roux Center for the Study of the Environment	1.00	6.00	3.01	1.59	2.52	180
2	A new course schedule that will have 10 minutes between classes and more evening class options	1.00	6.00	2.83	1.71	2.92	180
3	New senior housing to open in Fall 2019	1.00	6.00	2.82	1.76	3.08	180
4	A new position, Senior Vice President for Inclusion and Diversity, in the College administration	1.00	6.00	4.24	1.38	1.92	180
5	The THRIVE program to help students transition to Bowdoin	1.00	6.00	3.91	1.49	2.22	180
6	The Public Service Initiative in the McKeen Center to help students experience Washington, D.C.	1.00	6.00	4.20	1.58	2.48	180

There are a number of changes coming or just starting at Bowdoin. Rank the options below *on how excited you expect students will be about these developments. Drag the item you think students are most excited about to the top of the list and move the remaining ones in order after that.*

The question was asked only of seniors. The difference in wording between this question and the one on the previous page is italicized above.

1=top choice to 6=least preferred change

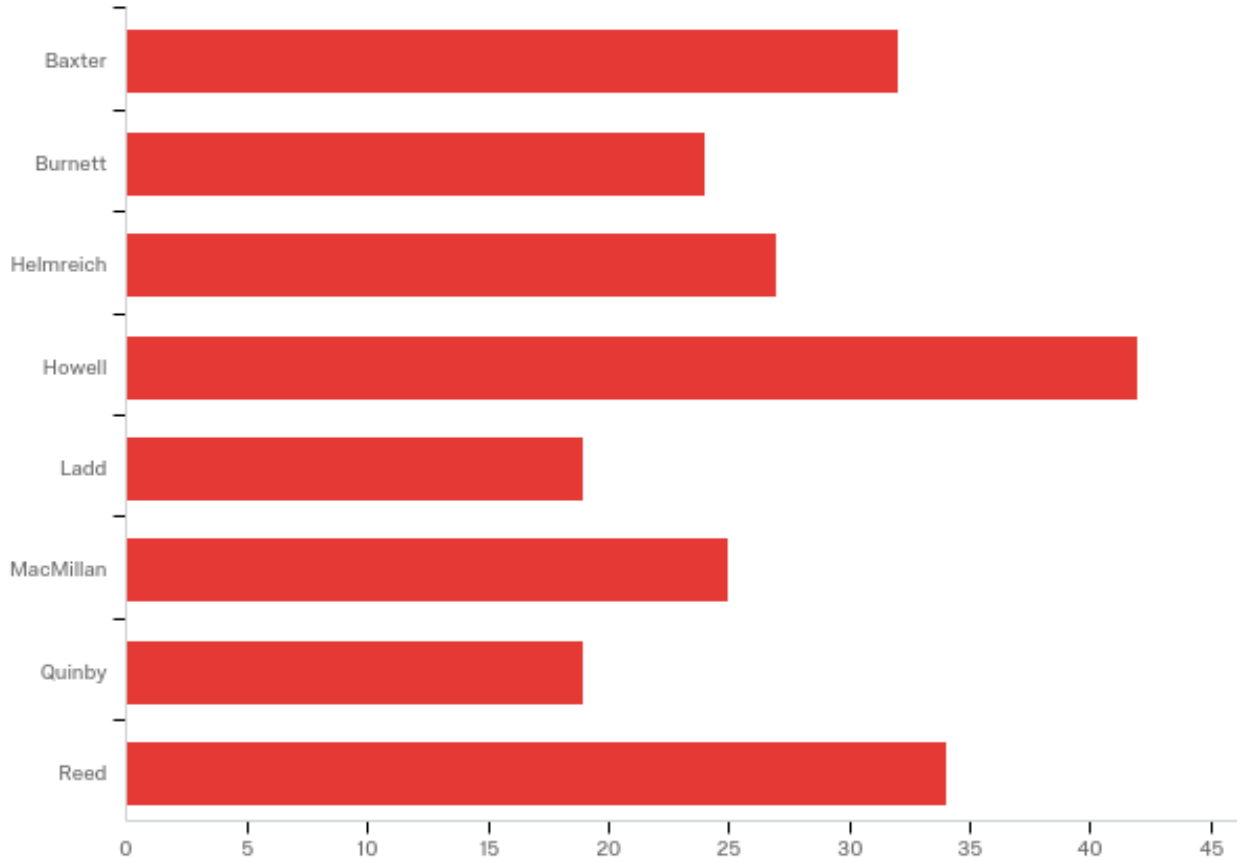
#	Field	Minimum	Maximum	Mean	Std Deviation	Variance	Count
1	The opening of the Roux Center for the Study of the Environment	1	6	2.69	1.41	1.99	70
2	A new course schedule that will have 10 minutes between classes and more evening class options	1	6	2.79	1.41	2	70
3	New senior housing to open in Fall 2019	1	6	1.99	1.36	1.84	70
4	A new position, Senior Vice President for Inclusion and Diversity, in the College administration	1	6	4.5	1.35	1.82	70
5	The THRIVE program to help students transition to Bowdoin	1	6	4.33	1.18	1.39	70
6	The Public Service Initiative in the McKeen Center to help students experience Washington, D.C.	1	6	4.71	1.35	1.83	70

Thinking about the parties you have attended at the college houses (or off campus) during your time at Bowdoin, how would you rate them, on average?

Entries are row percentages and the number of respondents in each category for each house.

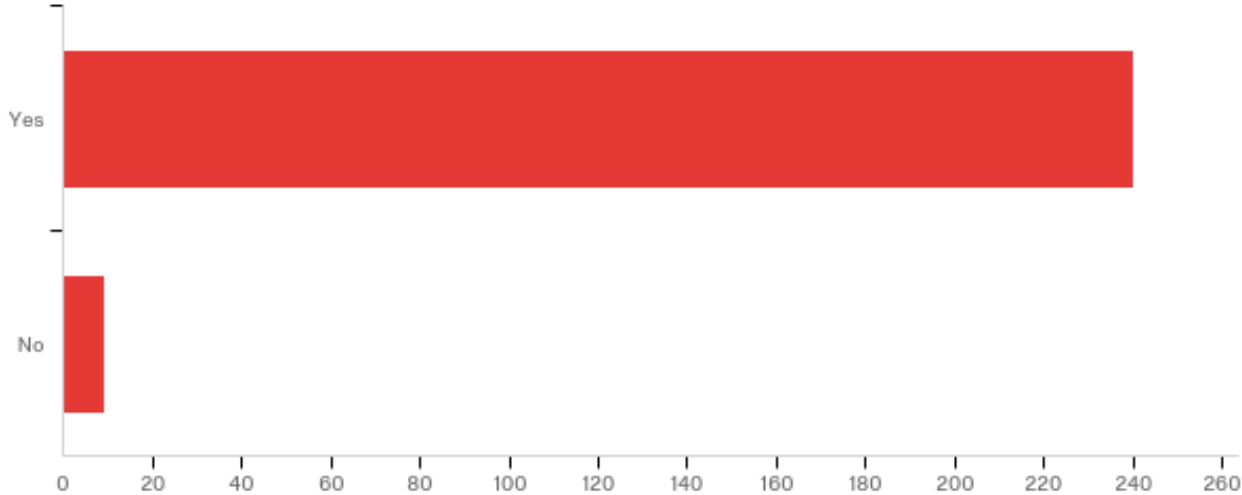
	Amazing		Good		Just OK		Poor		Never been to a party there	
Baxter	6.53%	16	36.33%	89	28.16%	69	17.14%	42	11.84%	29
Burnett	2.90%	7	13.69%	33	29.88%	72	21.58%	52	31.95%	77
Helmreich	2.89%	7	14.05%	34	29.75%	72	20.66%	50	32.64%	79
Howell	1.23%	3	7.00%	17	10.70%	26	12.35%	30	68.72%	167
Ladd	4.47%	11	41.06%	101	31.30%	77	13.01%	32	10.16%	25
MacMillan	3.67%	9	29.80%	73	30.20%	74	11.84%	29	24.49%	60
Quinby	2.05%	5	29.92%	73	34.84%	85	12.30%	30	20.90%	51
Reed	11.07%	27	35.25%	86	25.41%	62	8.61%	21	19.67%	48
Off-campus parties	21.72%	53	48.77%	119	15.16%	37	2.05%	5	12.30%	30

Do you currently or have you previously lived in (or had a first-year affiliation with) one of the following college houses? Check all that apply



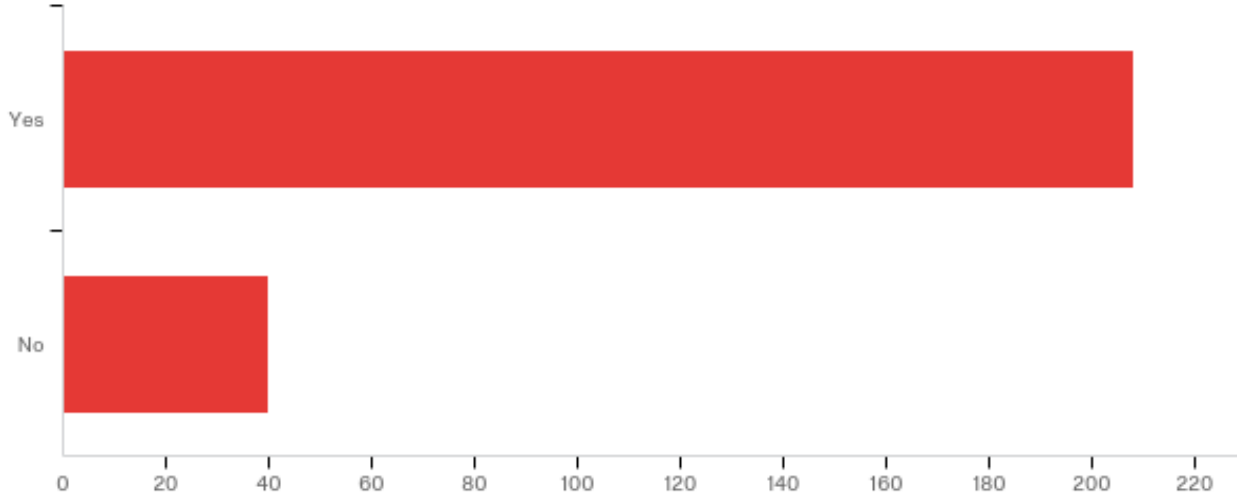
#	Answer	%	Count
2	Baxter	14.41%	32
3	Burnett	10.81%	24
4	Helmreich	12.16%	27
5	Howell	18.92%	42
6	Ladd	8.56%	19
7	MacMillan	11.26%	25
8	Quinby	8.56%	19
9	Reed	15.32%	34
	Total	100%	222

Do you believe that the administration of Bowdoin College should work to promote diversity on campus?



#	Answer	%	Count
1	Yes	96.39%	240
2	No	3.61%	9
	Total	100%	249

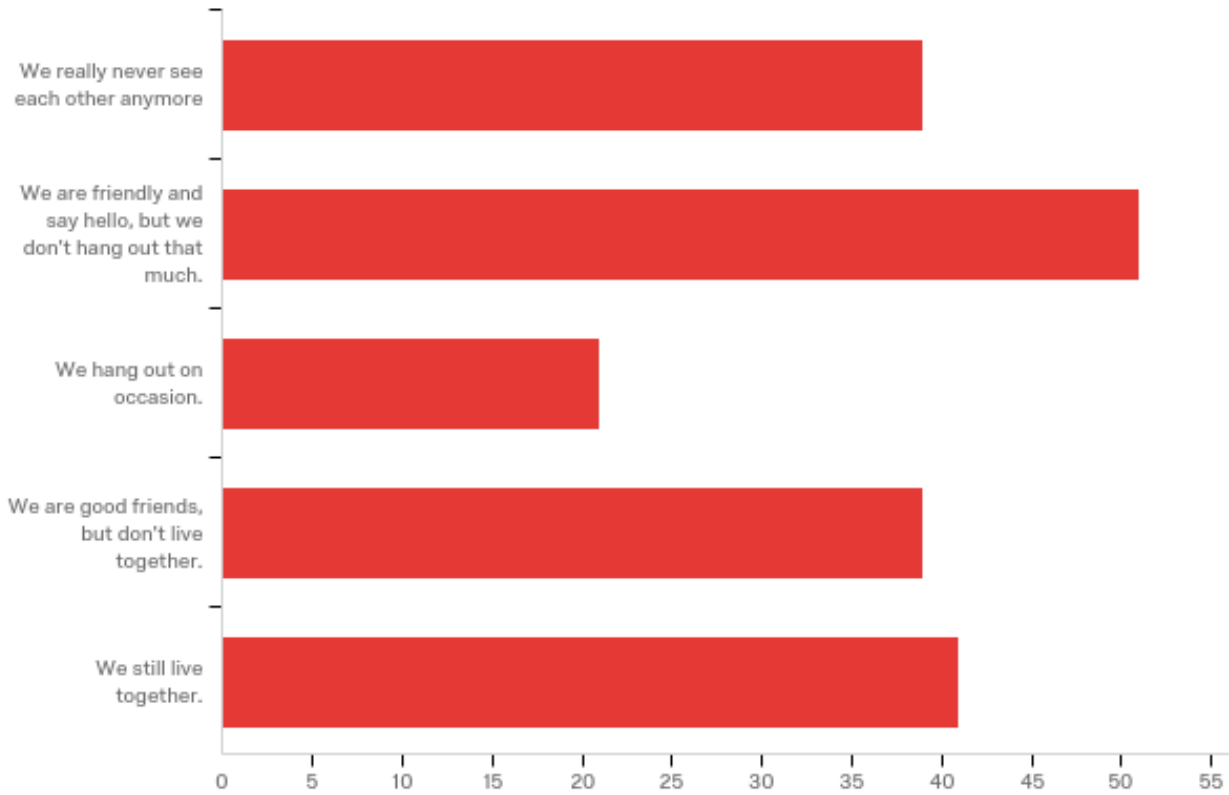
Do you believe that the administration of Bowdoin College should host prominent conservative professors and speakers as part of its efforts to promote diversity?



#	Answer	%	Count
1	Yes	83.87%	208
2	No	16.13%	40
	Total	100%	248

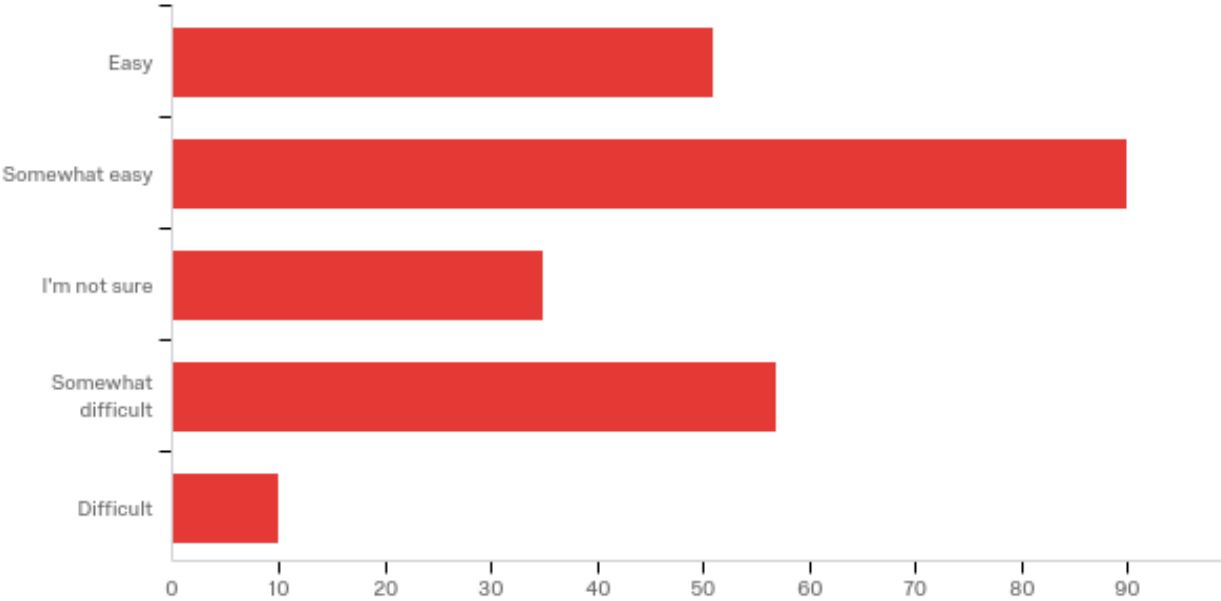
To what extent are you still acquainted with your direct, first-year roommate (the person you shared a room with)? If you are studying off-campus this semester, consider how you would answer last semester.

This question was asked only of sophomores, juniors, and seniors.



#	Answer	%	Count
1	We really never see each other anymore	20.42%	39
2	We are friendly and say hello, but we don't hang out that much.	26.70%	51
3	We hang out on occasion.	10.99%	21
4	We are good friends, but don't live together.	20.42%	39
5	We still live together.	21.47%	41
	Total	100%	191

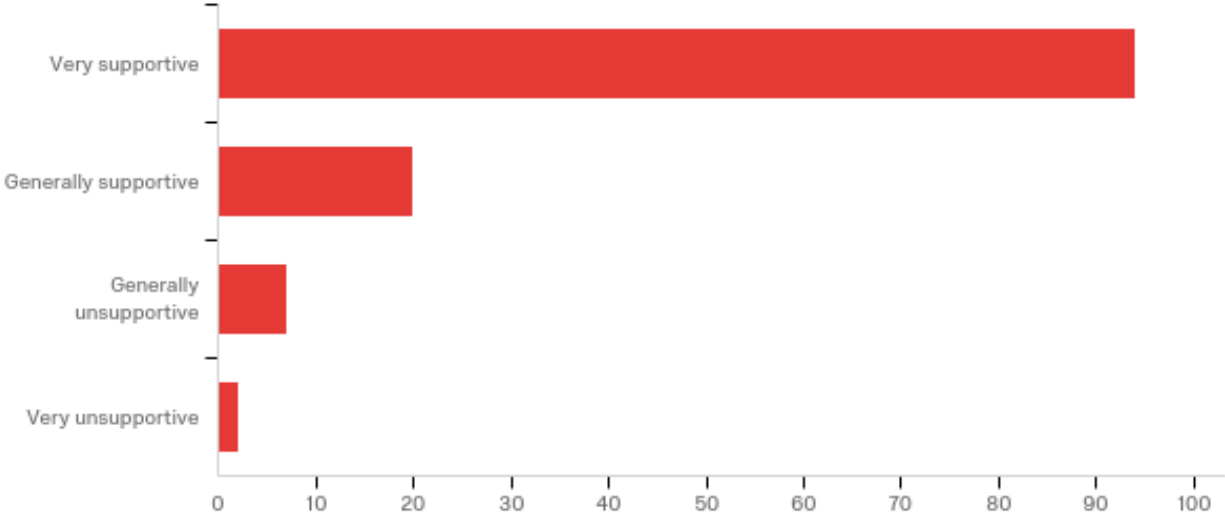
How easy do you find it making new friends?



#	Answer	%	Count
2	Easy	20.99%	51
6	Somewhat easy	37.04%	90
5	I'm not sure	14.40%	35
7	Somewhat difficult	23.46%	57
3	Difficult	4.12%	10
	Total	100%	243

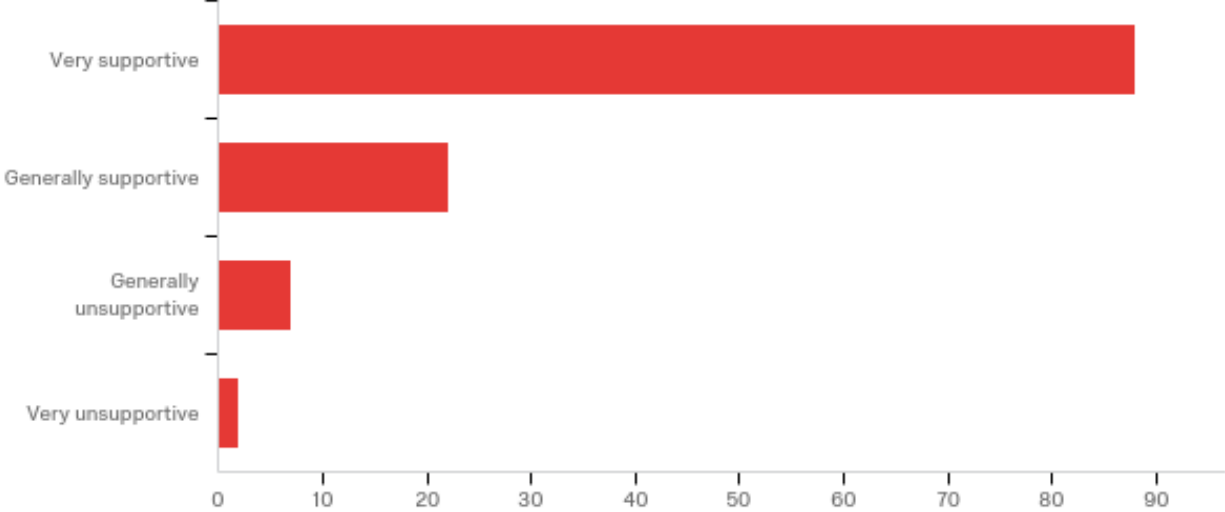
For this question, half received the version as worded below, while a random half received the question as worded on the next page.

In light of an increase in the number and scale of mass shootings over the past few decades, how supportive are you of much stronger gun control measures?



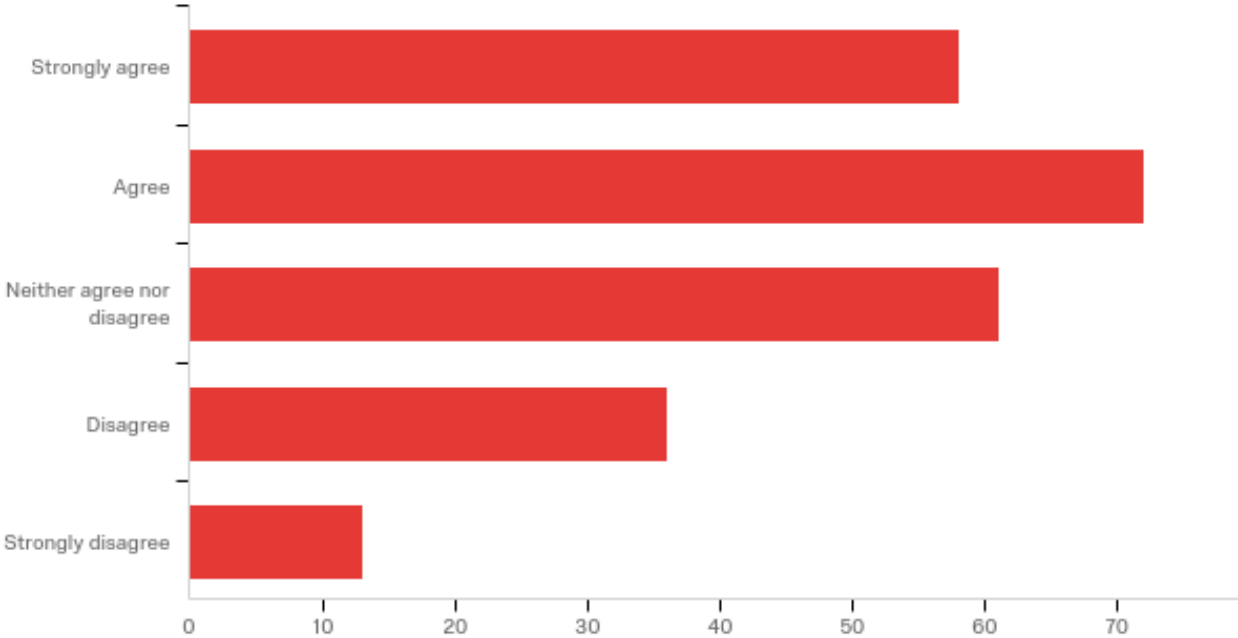
#	Answer	%	Count
1	Very supportive	76.42%	94
2	Generally supportive	16.26%	20
3	Generally unsupportive	5.69%	7
4	Very unsupportive	1.63%	2
	Total	100%	123

The Second Amendment to the Constitution says that "the right of the people to keep and bear Arms, shall not be infringed." With this in mind, how supportive are you of much stronger gun control measures?



#	Answer	%	Count
1	Very supportive	73.95%	88
2	Generally supportive	18.49%	22
3	Generally unsupportive	5.88%	7
4	Very unsupportive	1.68%	2
	Total	100%	119

Do you agree or disagree with the following statement: "Athletics enrich campus life at Bowdoin."



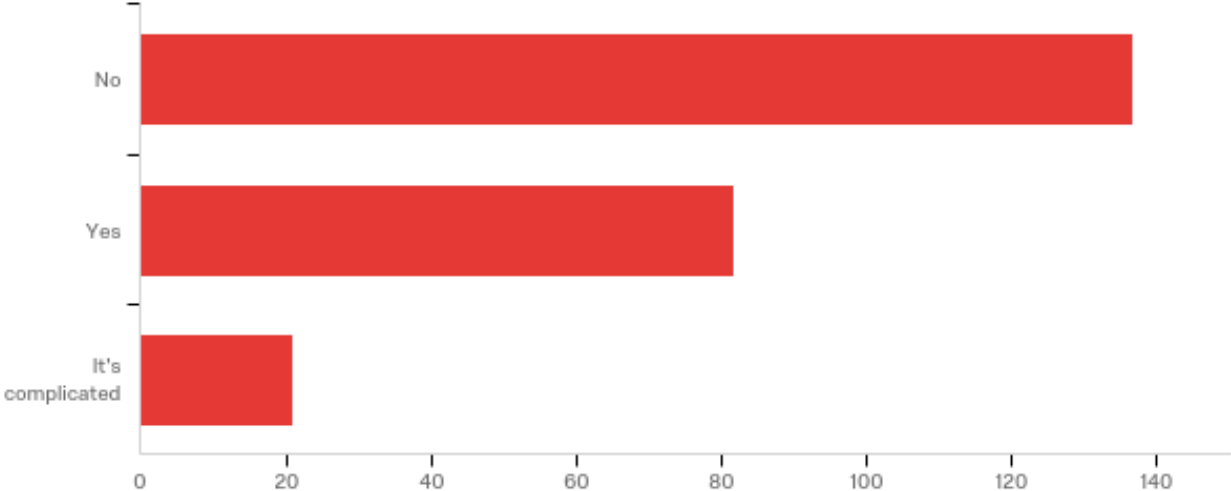
#	Answer	%	Count
1	Strongly agree	24.17%	58
2	Agree	30.00%	72
4	Neither agree nor disagree	25.42%	61
6	Disagree	15.00%	36
7	Strongly disagree	5.42%	13
	Total	100%	240

On a scale of 1 to 5, how severe of an issue would you say are the following on campus?

1=not an issue to 5=extremely severe issue

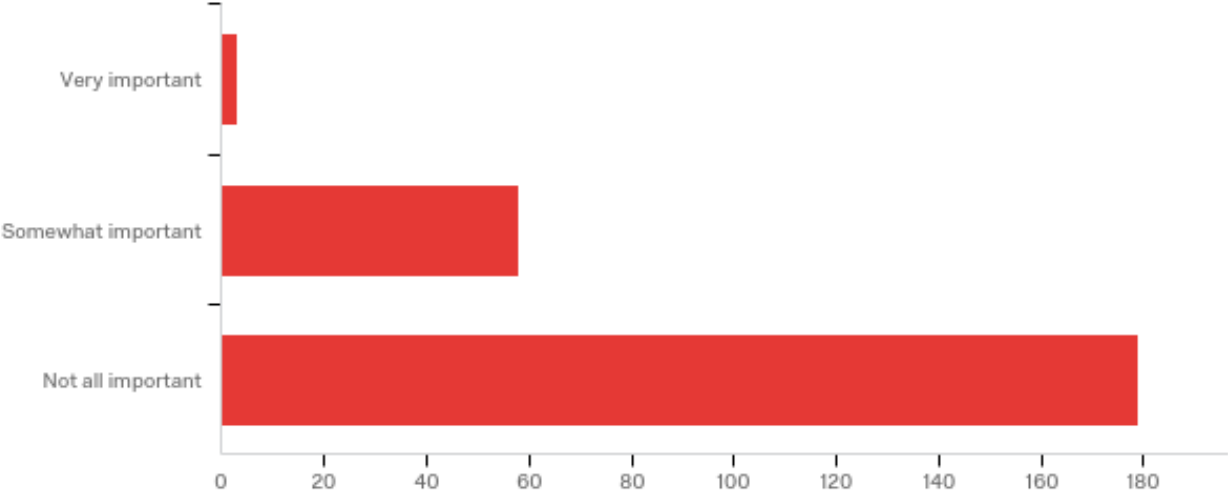
#	Field	Minimum	Maximum	Mean	Std Deviation	Variance	Count
1	Athlete/non-athlete divide	1.00	5.00	3.20	1.14	1.29	240
2	Racial issues	1.00	5.00	3.22	1.08	1.17	240
3	Socioeconomic differences between students	1.00	5.00	3.33	1.16	1.35	240
4	Absence of political diversity	1.00	5.00	3.05	1.20	1.43	240

Are you currently dating anyone?



#	Answer	%	Count
1	No	57.08%	137
2	Yes	34.17%	82
3	It's complicated	8.75%	21
	Total	100%	240

How important is it that you meet someone at Bowdoin that you will eventually marry?



#	Answer	%	Count
1	Very important	1.25%	3
2	Somewhat important	24.17%	58
3	Not all important	74.58%	179
	Total	100%	240

Could you explain your answer a bit in a few sentences?

Open-ended question. Responses omitted to preserve anonymity.